




Original research

Association between antidepressants with pneumonia and exacerbation in patients with COPD: a self-controlled case series (SCCS)

Rayan A Siraj ,^{1,2} Charlotte E Bolton ,² Tricia M McKeever ³

► Additional supplemental material is published online only. To view, please visit the journal online (<http://dx.doi.org/10.1136/thorax-2022-219736>).

¹Department of Respiratory Care, King Faisal University, Al-Ahasa, Saudi Arabia

²Respiratory Medicine, NIHR Nottingham Biomedical Research Centre Respiratory Theme, University of Nottingham, Nottingham, UK

³NIHR Nottingham Biomedical Research Centre Respiratory Theme, School of Medicine, University of Nottingham, Nottingham, UK

Correspondence to

Dr Tricia M McKeever, University of Nottingham Division of Epidemiology and Public Health, Nottingham, Nottingham, UK; tricia.mckeever@nottingham.ac.uk

Received 18 October 2022

Accepted 26 May 2023

Published Online First

19 June 2023



► <http://dx.doi.org/10.1136/thorax-2023-220517>



© Author(s) (or their employer(s)) 2024. No commercial re-use. See rights and permissions. Published by BMJ.

To cite: Siraj RA, Bolton CE, McKeever TM. *Thorax* 2024;**79**:50–57.

ABSTRACT

Objective To assess whether antidepressant prescriptions are associated with an increased risk of pneumonia and chronic obstructive pulmonary disease (COPD) exacerbation.

Methods A self-controlled case series was performed to investigate the rates of pneumonia and COPD exacerbation during periods of being exposed to antidepressants compared with non-exposed periods. Patients with COPD with pneumonia or COPD exacerbation and at least one prescription of antidepressant were ascertained from The Health Improvement Network in the UK. Incidence rate ratios (IRR) and 95% CI were calculated for both outcomes.

Results Of 31 253 patients with COPD with at least one antidepressant prescription, 1969 patients had pneumonia and 18 483 had a COPD exacerbation. The 90-day risk period following antidepressant prescription was associated with a 79% increased risk of pneumonia (age-adjusted IRR 1.79, 95% CI 1.54 to 2.07). These associations then disappeared once antidepressants were discontinued. There was a 16% (age-adjusted IRR 1.16, 95% CI 1.13 to 1.20) increased risk of COPD exacerbation within the 90 days following antidepressant prescription. This risk persisted and slightly increased in the remainder period ((age-adjusted IRR 1.38, 95% CI 1.34 to 1.41), but diminished after patients discontinued the treatment.

Conclusion Antidepressants were associated with an increased risk of both pneumonia and exacerbation in patients with COPD, with the risks diminished on stopping the treatment. These findings suggest a close monitoring of antidepressant prescription side effects and consideration of non-pharmacological interventions.

INTRODUCTION

Poor mental health is common among patients with chronic obstructive pulmonary disease (COPD) and has a significant impact on health and prognosis. It is imperative to identify and treat with both non-pharmacological interventions including counselling and pharmacological therapies such as antidepressants where appropriate.¹

Antidepressants, however, are not without their side effects, some non-specific but some reports of respiratory harm in patients with COPD, even with selective serotonin reuptake inhibitors (SSRIs) or serotonin norepinephrine reuptake inhibitors (SNRIs), which exert weak anticholinergic effects, and have better overall safety and acceptability

WHAT IS ALREADY KNOWN ON THIS TOPIC

- ⇒ A previous study suggests that antidepressants are associated with respiratory-related morbidities in patients with chronic obstructive pulmonary disease (COPD).
- ⇒ Potential confounders and bias may impair the interpretation of the association, which has been previously observed.

WHAT THIS STUDY ADDS

- ⇒ Using a self-controlled case series design, this study shows that antidepressant prescription with increased the risk of pneumonia and COPD exacerbation in patients with COPD. These risks diminished once the treatment has stopped.

HOW THIS STUDY MIGHT AFFECT RESEARCH, PRACTICE OR POLICY

- ⇒ These findings support the monitoring of side effects associated with antidepressants and that non-pharmacological therapies should be considered.

records compared with tricyclic antidepressants (TCAs).^{2,3} Current evidence shows that the anticholinergic property, strongest in TCAs, is associated with dry mouth,⁴ which may potentially lead to an increased risk of pneumonia among the elderly.⁵ Up to 30% of antidepressant recipients (SSRIs/SNRIs) experience vomiting and nausea,^{6,7} which has the potential to contribute to microaspiration. In addition, some SSRI/SNRI agents may have immunosuppressant effects (by reducing the immune cell quantity and function), lowering the threshold of infection.^{8,9} There is also a possibility that some antidepressant agents suppress the clearance of apoptotic cells in the airways, eventually leading to airway plugging.

A previous population-based study examined the association between a new antidepressant prescription (SSRI/SNRI) and adverse respiratory events in individuals with COPD.² In that observational analysis, new users of SSRIs and/or SNRIs with COPD had increased risks of hospitalisation, emergency visits, pneumonia and mortality compared with non-users.² Whether these findings reflect the causal effects of antidepressants or have been influenced by the unmeasured differences between the exposed and control groups are to be ascertained.



Therefore, this study aims to use analyses to overcome the limitation of the previous research in order to investigate whether antidepressants are associated with an increased risk of pneumonia and COPD exacerbation, using primary care electronic health records within the UK.

METHODS

Study design

A self-controlled case series (SCCS) study design was used to examine the association between antidepressant prescription and both (but separately) incident pneumonia and incident COPD exacerbation in patients with a diagnosis of COPD. This method anchors patient observation time to the date of a given exposure (index date), and then examines the timing of events in relation to that exposure within a defined observation period. This method has the advantage of eliminating confounding between subjects as each participant acts as their own control (10, 19). The SCCS estimates the relative incidence of an outcome in the exposure risk periods (exposed periods), with incidence during other baseline times (unexposed) within a person.¹⁰

Data source and study population

The participants' information was obtained using The Health Improvement Network (THIN), a large representative UK database, which contains longitudinal, fully anonymised patients' electronic health records (>12 million people) from over 550 general practices (GPs) and covering more than 6% of the UK population.¹¹ The study identified all individuals aged ≥ 40 years with a new READ-coded COPD diagnosis between 1 January 2004 and 31 December 2015, who have at least 1 year of data prior to their COPD diagnosis¹² and have at least one record of antidepressant prescription/dispensing. The index date was defined as the date patients with COPD were prescribed their first antidepressant prescription. From those with antidepressant prescription(s), we included all individuals (cases) with the outcomes of interest (pneumonia or COPD exacerbation in the SCCS analyses).

Diagnosis for COPD was solely based on READ codes, standard terminologies, maintained by the UK National Health Service Centre for Coding and Classification.¹² COPD can be identified in UK electronic primary care database using only read codes. Each healthcare professionals' diagnosis of COPD was according to their view and decision.

Exposure definition

Antidepressant prescriptions were determined and further divided into four classes: SSRIs, SNRIs, TCAs, monoamine oxidase inhibitors, as well as collectively all together.

Detailed recordings of the length of prescriptions are not always found in THIN. In practice, patients are unlikely to collect the subsequent medication prescribed on exactly the day after the last day of the previous dispensing. Rather, they may collect it earlier (overlap between two prescriptions) or later (time gap between two prescriptions). To account for these irregularities, it is advised to allow for a certain number of days between prescriptions. Therefore, to constitute a new episode of antidepressants, a 90-day interval between prescriptions was used, as it has consistently been used in primary care studies, and also according to the standard practice in the UK.^{13,14} Thus, this study made a conservative assumption, in which prescriptions were part of the same episode if they were dated within 90 days of the previous prescription.

Exposed and unexposed periods definitions

The follow-up was defined as finishing when patients left the GP practice, date of death, or end of the study period. The outcomes for each case were estimated during seven different periods [figure 1](#). Following a previous study,² the decision was made to include a 90-day 'hypothesised risk window' following the day of the first prescription. The selection of the 90-day risk period was made because this study intended to assess the acute effects of antidepressant related adverse events, and since it is acknowledged that antidepressant may take several weeks before it reaches its full effects.

In addition to assessing the 90-day risk window following the first prescription date, the temporal changes associated with antidepressant prescription was also investigated. This was done by dividing the 90-day window into 3 segments of 30 days each, where the risk of each period was assessed individually. A period of a variable-length was also included to cover the remainder period of that episode, followed by a 90-day wash-out period after the end of the antidepressant episode/course. In a situation where a new episode of antidepressant was started within these last two periods, the exposure statuses associated with that episode had taken over.

Outcome definitions

The first outcome was READ-coded pneumonia and the all events of pneumonia were considered. A new event was considered as such if at least 90 days had elapsed from the previous incidence of pneumonia, based on the current literature.^{15,16} Pneumonia diagnosis using READ codes in primary care has been examined and validated.^{17,18} Second, we assessed the association between antidepressants and COPD exacerbation. Incidents of COPD exacerbation were defined based on algorithms constructed from multiple READ and drug codes as follows: '(1) a medical diagnosis of lower respiratory tract infection or acute exacerbation of COPD (AECOPD), or (2) a prescription of COPD-specific antibiotic combined with oral corticosteroids (OCS) for 5–14 days, or (3) a record of two or more respiratory symptoms of AECOPD along with a prescription of COPD-specific antibiotics and/or OCS on the same day'.¹⁹ A new COPD exacerbation episode was considered as such if at least 8 weeks (56 days) had elapsed from the previous coded exacerbation.²⁰

Covariates

A number of covariates were determined at the time of COPD diagnosis, including age, gender and Townsend social deprivation score (with quintile 1 being the least deprived and quintile 5 being the most deprived).²¹ Smoking status and the Medical Research Council dyspnoea scale were recorded closest to the index date (whether prior to, or after the index date). Body mass index was determined within 2 years (before and after) index date. Charlson Comorbidity Index was determined before or at index date.

Statistical analysis

Baseline characteristics and demographics were summarised as relative frequencies for categorical data and mean (SD) for normally distributed continuous variables as appropriate. The incidence rate ratio (IRR) for the outcomes (pneumonia and COPD exacerbation) were calculated using fixed-effects Poisson regression by comparing the incidence ratio during each exposure period with the incidence when the same individual was unexposed (baseline), with an adjustment for age (3-year bands).²² The age-adjusted IRR for each antidepressant class was

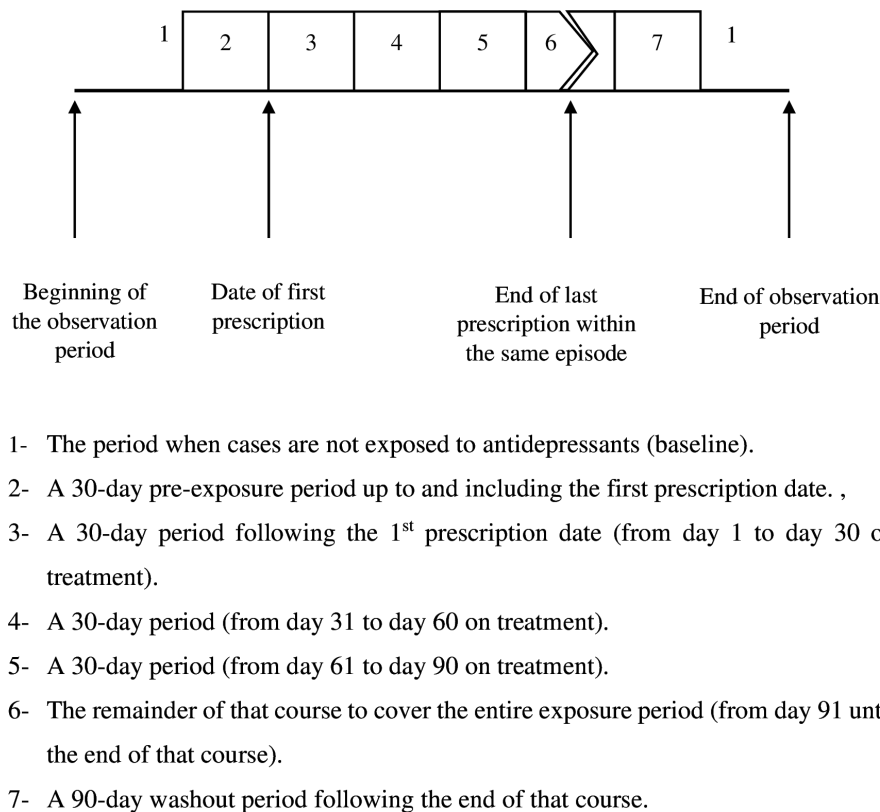


Figure 1 Diagram representing the study design.

calculated individually, as well as when all antidepressants were collectively combined for each outcome. STATA V.15.0 software was used for data management and statistical analyses.

Assumptions and sensitivity analyses

The SCCS relies on three main assumptions as follows:

1. The occurrence of pneumonia or COPD exacerbation must not alter the probability of subsequent exposure. As both pneumonia and COPD exacerbations are associated with depression and anxiety,^{23 24} which, might increase the probability of antidepressants prescriptions, there is a potential short-term dependency that may lead to a change in prescription. To account for this, we created a 30-day pre-exposure period in line with previous studies.^{15 25–27}
2. The second assumption is that an event should not alter the probability of a subsequent event (occurrence of outcomes is independent), especially for modelling multiple events. As a COPD exacerbation and pneumonia can increase the risk of a future event, sensitivity analyses restricting to the first event were conducted.
3. An outcome event should not increase the probability of observation censoring (does not lead to an increased risk of death). As both outcomes (pneumonia and COPD exacerbation) are linked to increased risk of death, in this study we opted to carry out a secondary analysis wherein patients who died following an event were excluded (6 and 12 months following the outcome event), similar to previous studies.^{15 27–30}

Since the SCCS does not control for time-varying confounders (eg, season), and weather may be associated with increased risks of pneumonia and/or COPD exacerbations, the model was examined for the potential effect of season (adjusted for seasons) by splitting the year into two parts: (1) October–March (colder

months) and (2) April–September (warmer months), in concordance to previous analyses.^{28 31 32}

RESULTS

Of the 31 253 patients with COPD with at least one record of antidepressant prescription during the study period, there were 1969 individuals who had a coded pneumonia event and 18 483 individuals with a COPD exacerbation who were included in the SCCS analyses (figure 2). Six-hundred and thirteen patients with COPD were presented with both codes; and thus were included in both analyses. The median numbers for pneumonia and COPD exacerbation were 1 (IQR: 1–2) and 3 (IQR: 2–6), respectively, events per patient. The mean (SD) age of the 31 253 patients was 65 (11) years. The baseline characteristics of the study participants are summarised in table 1.

Association with pneumonia

Compared with an unexposed period, collective antidepressant, SSRI/SNRI and TCA prescriptions showed marked associations with pneumonia throughout all risk periods (table 2). These associations were then diminished after withdrawal from the treatment. The 90-day period following any antidepressant prescription was associated with a 79% increased risk of pneumonia (age-adjusted IRR 1.79, 95% CI 1.54 to 2.07). The risk also persisted throughout the remainder period (age-adjusted IRR 1.88, 95% CI 1.68 to 2.11). The initiation of SSRI/SNRI and TCAs, separately, were also associated with an increased risk of pneumonia that extended to the remainder period.

Restricting the primary analysis to only the first event of pneumonia was associated with an increased risk of pneumonia in the 90 days after antidepressant prescription and the remainder period, despite slightly lower in magnitude (online supplemental

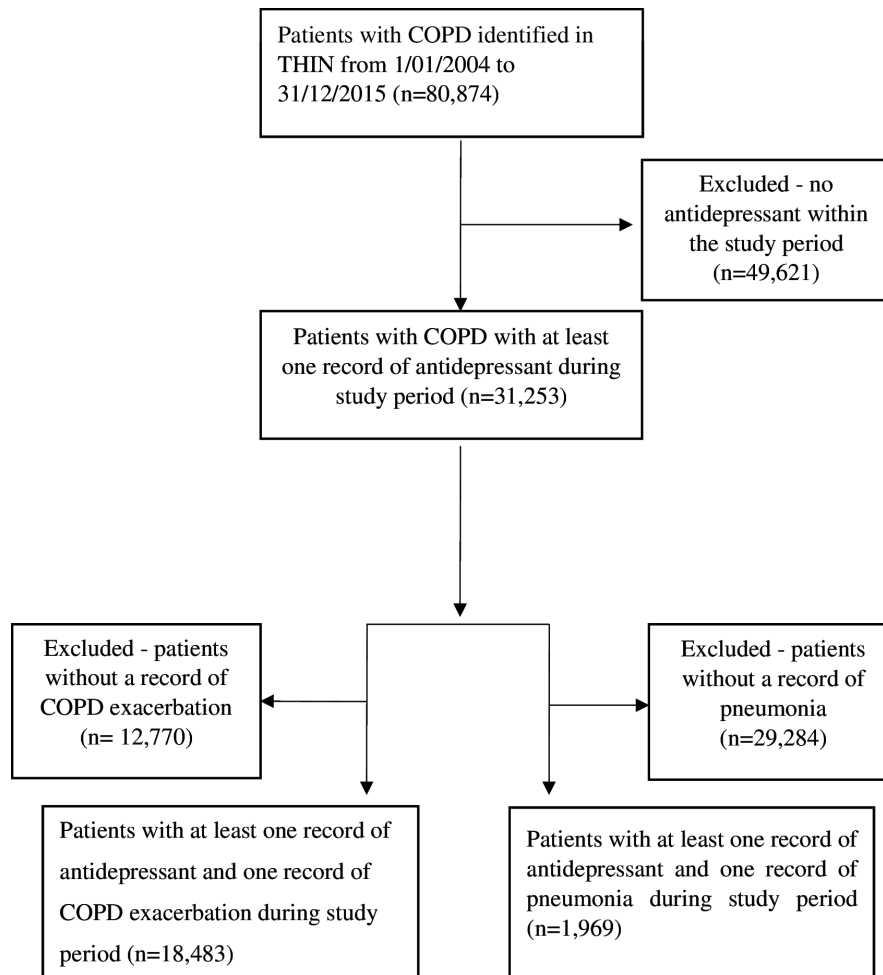


Figure 2 Flow chart to the study. COPD, chronic obstructive pulmonary disease; THIN, The Health Improvement Network.

appendix results E1). Following pneumonia, there were 295 and 388 patients censored within 6 and 12 months, respectively. In those who were not censored within 6 and 12 months after the incident pneumonia, there was a 48% (95% CI 1.26% to 1.75%) and 43% (95% CI 1.21% to 1.70%) increased risk of pneumonia in the 90 days following the prescription of any antidepressant (online supplemental appendices results E2 & E3).

Association with COPD exacerbation

Compared with a period when patients were not exposed to antidepressant, there was a 16% increased risk of COPD exacerbation (age-adjusted IRR 1.16, 95% CI 1.13 to 1.20) in the first 90 days following any antidepressant prescription that slightly increased in the remainder period (age-adjusted IRR 1.38, 95% CI 1.34 to 1.41), but the association was diminished after 90 days from stopping the treatment. Similar trends were observed in SSRI/SNRI and TCAs (table 3).

The sensitivity analyses found that antidepressant prescription were associated with a greater risk of the first event of COPD exacerbation (age-adjusted IRR 1.41, 95% CI 1.34 to 1.49; online supplemental appendix results E4). The risk as also extended throughout the remainder period, but then diminished in the washout period. In addition, there were 1331 and 2078 patients censored within 6 and 12 months, respectively, following a COPD exacerbation. There was 12% increased risk of COPD exacerbation in the 90 days following any antidepressants in those whose observations were not censored within 6

and 12 months after COPD exacerbation, compared with unexposed periods (online supplemental appendices results E5 & E6).

When the season was included in the analyses, it yielded similar results; therefore, there were no obvious confounding seasonal effects on the associations of antidepressants and pneumonia or COPD exacerbation events (online supplemental tables E7 and E8).

DISCUSSION

In this SCCS study using primary care data, there were increased risks of both pneumonia and COPD exacerbations in the 90 days following the use of antidepressants among patients with COPD. The increased risk remained even when the analyses were restricted to the first event. The risk of pneumonia and COPD exacerbation both diminished once antidepressants were discontinued.

There has been growing evidence that antidepressants may lead to respiratory-related adverse events in patients with COPD. Several mechanisms have been suggested in the literature. Such includes the anticholinergic component in TCAs, which is associated with dry mouth, leading to increased risks of pneumonia.⁴ Further, the common side effects, such as vomiting and nausea, associated with some SSRIs and SNRIs, could also contribute to aspiration and eventually pneumonia.^{6,7} Other antidepressants also have immunosuppressant effects, potentially lowering the threshold of infection,^{8,9} and consequently exacerbation.

Table 1 Baseline characteristics for patients with COPD with a record of antidepressant prescription (n=31 253) with pneumonia (n=1969) or COPD exacerbation (n=18 483) during the study period

Characteristics	Overall (n=31 253)	Pneumonia (n=1969)	COPD exacerbation (n=18 483)
Mean age at COPD diagnosis (years, SD)	65.1 (11.2)	71.8 (10.8)	67.7 (10.9)
Gender			
Male	13 283 (44%)	950 (48%)	7407 (41%)
Female	17 970 (56%)	1019 (52%)	11 076 (59%)
Follow-up (years, median, IQR)	5.9 (3.3–8.7)	7.7 (5.5–9.8)	6.7 (4.2–9.1)
Townsend score (prior or at index date)			
1 least deprived	4300 (14%)	252 (13%)	2458 (14%)
2	4927 (16.2%)	300 (15%)	2884 (16%)
3	6240 (20%)	386 (20%)	3694 (20%)
4	7541 (24%)	513 (26%)	4494 (24%)
5 most deprived	6902 (21.3%)	443 (22%)	4217 (21.6%)
No records	1343 (4.5%)	75 (4%)	736 (4.4%)
BMI (kg/m ²) (2 years either side of index date)			
Underweight (<18)	13 790 (44%)	863 (43%)	13 854 (44%)
Normal (18–24.99)	9758 (31%)	623 (32%)	10 098 (32%)
Overweight (25–29.99)	4942 (16%)	289 (15%)	4971 (16%)
Obese (>30)	2567 (6%)	314 (6%)	1736 (5%)
No records	952 (3%)	75 (4%)	543 (3%)
MRC dyspnoea score (most recent record to index date)			
1	2821 (10.3%)	94 (5%)	1364 (7%)
2	6856 (23.6%)	285 (14%)	3744 (20%)
3	4372 (14%)	231 (12%)	2634 (14%)
4–5	2419 (7.4%)	174 (9%)	1463 (8%)
No records	14 785 (44.7%)	1185 (60%)	9278 (45.5%)
Smoking status (most recent record to COPD diagnosis)			
Never smoked	2754 (9%)	164 (8.3%)	1551 (8%)
EX-smoker	13 608 (44%)	959 (48.7%)	8092 (44%)
Current smoker	14 480 (45%)	823 (42%)	8667 (47%)
Unknown	411 (2%)	23 (1%)	173 (1%)
CCI (prior to or at index date)			
0–1	15 141 (48%)	790 (40%)	9197 (50%)
2	5230 (16.5%)	358 (18%)	3004 (16%)
3	5397 (17.5%)	368 (19%)	3270 (18%)
≥4	5485 (18%)	453 (23%)	3012 (16%)

Results are presented as frequency and percentage unless stated otherwise. BMI, body mass index; CCI, Charlson Comorbidity Index; COPD, chronic obstructive pulmonary disease; MRC, Medical Research Council.

The current study found that there is an increased risk of pneumonia and COPD exacerbation in the 90-day following antidepressant prescription. The risks gradually increased after initiation and peaked at extended use. Although this study further supports findings from a previous study that SSRI or SNRI users with COPD have an increased risk of pneumonia compared with non-users,² the risk of pneumonia reported in this study was of a greater magnitude and longer period.

It is important to mention the study conducted by Vozoris *et al* demonstrated that new users (patients with COPD) of antidepressants (SSRI/SNRI) were at lower risk of COPD exacerbation (in outpatient exacerbations) compared with non-users in the 90 days following antidepressant, owing this to increased and competing risk of other respiratory events and death (2). However, more severe COPD exacerbations associated with hospitalisation and emergency visits were significantly increased among the SSRI/SNRI users (2). This study also explored these associations in other antidepressant classes and identified the precise timing and duration of the amplified risk; something that has not been investigated before.

The causal link between antidepressants and the development of pneumonia has not been established. However, there is evidence to suggest that depression and anxiety (which are both highly prevalent in COPD,^{33 34} leading to antidepressant use) is independently associated with an increased risk of respiratory infection and pneumonia.³⁵ A previous study reported a threefold increased risk of pneumonia in the 90-day period after hospitalisation for depression,³⁶ highlighting the possibility that antidepressants contribute to the increased risk. Indeed, Hennessy *et al* reported an association between antidepressants and increased risk of pneumonia among elderly, although the association was nullified on further adjustments.³⁷ There is also a possibility that the pharmacological side effects may contribute to an increased risk.^{6 7 38}

Each class of antidepressants contributes to increased risk of pneumonia and exacerbation by their own adverse effects. For instance, the anticholinergic property in TCAs has been associated with dry mouth,⁴ which may potentially lead to an increased risk of pneumonia.⁵ Some antidepressants have antihistaminergic effects, which causes sedation, while others may cause sedation by the inhibition of the monoamine oxidase enzyme. Moreover, some SSRI/SNRI agents may have immunosuppressant effects lowering the threshold of infection.^{8 9}

This study found an increased risk of COPD exacerbation in the 90-day period following antidepressant prescriptions, which has also extended during the time when patients were on continuous antidepressant. In contrast, a previous study has shown that new users (patients with COPD) of antidepressants (SSRI/SNRI) were at lower risk of COPD exacerbation compared with non-users in the 90 days following antidepressant, owing this to increased and competing risk of other respiratory events and death.² Crucially, the current study compared the incidence relative risk of COPD exacerbation during antidepressant exposure periods with the patients' own stable period, not the risk of COPD exacerbation between individuals. Although having a history of COPD exacerbation is the greatest risk factor for future exacerbations,³⁹ this study found a similar relationship—there is an increased risk of COPD exacerbation following antidepressant prescriptions—when the analysis was restricted to the first COPD exacerbation event, highlighting a potential risk associated with the side effects of antidepressant.^{8 9}

Strengths and limitations of the study

This study has several strengths. First, the primary care database is large and provides a representative sample of patients with COPD within the UK.¹¹ Second, the use of within-individual comparison has controlled for time-independent confounders such as sex, socioeconomic status, and genetics; thus, providing a robust estimate. In addition, this study has used recommended approaches to fulfil the assumptions of the SCCS analyses, such as (1) including a pre-exposure period, (2) studying the first

Table 2 Age-adjusted incidence rate ratio (IRR) of pneumonia (multiple events) in exposure periods after antidepressant prescription relative to unexposed periods in patients with COPD, calculated by case series analytical technique, UK, 2004–2015

Antidepressants	No of exposed cases with pneumonia	Days 1–30 IRR (95% CI)	Days 31–60 IRR (95% CI)	Days 61–90 IRR (95% CI)	Days 1–90 IRR (95% CI)	Remainder period IRR (95% CI)	90 days wash-out IRR (95% CI)
Collective antidepressants	1969	1.68 (1.33 to 2.13)	1.83 (1.48 to 2.27)	1.89 (1.43 to 2.49)	1.79 (1.54 to 2.07)	1.88 (1.68 to 2.11)	1.03 (0.76 to 1.40)
SSRI or SNRI	1218	1.75 (1.29 to 2.38)	1.62 (1.22 to 2.15)	2.56 (1.88 to 3.50)	1.76 (1.46 to 2.12)	1.83 (1.58 to 2.12)	1.02 (0.69 to 1.50)
SSRI	1143	1.73 (1.62 to 2.39)	1.53 (1.13 to 2.07)	2.65 (1.94 to 3.62)	1.86 (1.54 to 2.4)	1.79 (1.54 to 2.09)	0.95 (0.64 to 1.42)
SNRI	168	1.69 (0.73 to 3.91)	1.23 (0.53 to 2.86)	1.61 (0.59 to 4.36)	1.48 (0.86 to 2.55)	1.91 (1.31 to 2.79)	1.29 (0.52 to 3.2)
TCA	1318	1.51 (1.10 to 2.03)	1.92 (1.46 to 2.52)	1.40 (0.95 to 2.07)	1.64 (1.35 to 1.98)	1.78 (1.54 to 2.07)	1.29 (0.93 to 1.79)
MAOI	50	0.82 (0.07 to 7.43)	0.93 (0.10 to 8.14)	—	0.62 (0.13 to 2.90)	2.44 (0.95 to 5.7)	1.38 (0.33 to 5.77)

The 'collective antidepressants' does not equate to the total of all individual classes as some subjects received more than one antidepressant in each class. Exposure time periods.

1. Days 1–30: A 30-day risk period starting from the day after the date of the prescription (segment 1).
 2. Days 31–60: A 30-day risk period starting from day 31 after the date of the prescription (segment 2).
 3. Days 61–90: A 30-day risk period starting from day 61 after the date of prescription (segment 3).
 4. Days 1–90: A 90-day risk period accounts for the entire risk window (days 1–90).
 5. Remainder period: A period starts 90 days after the date of the prescription until the end of the course (from day 91 after the date of the prescription until the end of the course).
 6. 90 days wash-out: A 90-day period starting the day after the end of the course and continuing for 90 days (day one after the end of the course until day 90 after the end of the course).
- COPD, chronic obstructive pulmonary disease; MAOI, monoamine oxidase inhibitors; SNRI, serotonin-norepinephrine reuptake inhibitor; SSRI, selective serotonin reuptake inhibitor; TCA, tricyclic antidepressants.

event and (3) excluding those whose observations were censored because of death. Another strength is that this study used validated definitions for COPD exacerbation in electronic health records.¹⁹

However, this study has some limitations. One limitation is that some lifestyle exposures are not regularly updated, making

it difficult to exclude confounding factors that are known to accompany the issue of antidepressant prescription. For instance, smoking consumption may become more frequent during depression or anxiety episodes (and hence antidepressant prescription), which could consequently confound the observed relationship. Investigation to the dose–response association

Table 3 Age-adjusted incidence rate ratio (IRR) of COPD exacerbation (multiple events) in exposure periods after antidepressant prescription relative to unexposed periods in patients with COPD, calculated by case series analytical technique, UK, 2004–2015

Antidepressants	No of exposed cases with exacerbation	Days 1–30 IRR (95% CI)	Days 31–60 IRR (95% CI)	Days 61–90 IRR (95% CI)	Days 1–90 IRR (95% CI)	Remainder period IRR (95% CI)	90 days wash-out IRR (95% CI)
Collective antidepressant	18483	1.11 (1.06 to 1.17)	1.18 (1.12 to 1.23)	1.23 (1.15 to 1.31)	1.16 (1.13 to 1.20)	1.38 (1.34 to 1.41)	0.98 (0.92 to 1.05)
SSRI or SNRI	11770	1.10 (1.03 to 1.17)	1.16 (1.09 to 1.23)	1.22 (1.13 to 1.33)	1.15 (1.11 to 1.20)	1.39 (1.35 to 1.43)	0.99 (0.93 to 1.10)
SSRI	10919	1.07 (1.01 to 1.45)	1.13 (1.06 to 1.21)	1.29 (1.10 to 1.30)	1.12 (1.08 to 1.17)	1.36 (1.32 to 1.41)	1.02 (0.94 to 1.11)
SNRI	1753	1.14 (0.94 to 1.40)	1.29 (1.10 to 1.52)	1.34 (1.09 to 1.65)	1.23 (1.10 to 1.38)	1.36 (1.26 to 1.47)	1.06 (0.87 to 1.33)
TCA	11936	1.09 (1.02 to 1.16)	1.16 (1.10 to 1.23)	1.26 (1.17 to 1.37)	1.16 (1.11 to 1.21)	1.27 (1.23 to 1.32)	1.02 (0.93 to 1.09)
MAOI	416	1.14 (0.77 to 1.68)	1.57 (1.11 to 2.23)	1.17 (0.71 to 1.92)	1.33 (1.07 to 1.66)	1.15 (0.89 to 1.50)	0.76 (0.49 to 1.18)

The 'collective antidepressants' does not equate to the total of all individual classes as some subjects received more than one antidepressant in each class. Exposure time periods.

1. Days 1–30: A 30-day risk period starting from the day after the date of the prescription (segment 1).
 2. Days 31–60: A 30-day risk period starting from day 31 after the date of the prescription (segment 2).
 3. Days 61–90: A 30-day risk period starting from day 61 after the date of prescription (segment 3).
 4. Days 1–90: A 90-day risk period accounts for the entire risk window (days 1–90).
 5. Remainder period: A period starts 90 days after the date of the prescription until the end of the course (from day 91 after date of the prescription until the end of the course).
 6. 90 days wash-out: A 90-day period starting the day after the end of the course and continuing for 90 days (day one after the end of the course until day 90 after the end of the course).
- COPD, chronic obstructive pulmonary disease; MAOI, monoamine oxidase inhibitors; SNRI, serotonin-norepinephrine reuptake inhibitor; SSRI, selective serotonin reuptake inhibitor; TCA, tricyclic antidepressants.

could not be considered, as a significant proportion of THIN prescription records do not contain usable dosage information. Further, indications for antidepressants (reasons for prescription) are not recorded in THIN, and we cannot exclude that some patients may have sought treatment for other illnesses for which antidepressant were eventually prescribed; and therefore, may contribute to increased risk. Further, severity of airways obstruction of COPD was lacking. Although THIN lacks maintenance COPD therapies such as supplemental oxygen and positive airway pressure, implementing the SCCS would overcome differences between exposed and unexposed periods, as each participant acts as his/her control. In addition, it was difficult to determine whether patients collected and/or adhered to their antidepressants as prescribed. Further, it was also difficult to determine whether patients were receiving palliative care or whether patients on antidepressants were at advanced stage of the disease. However, it is less likely that those patients would explain the findings of this study. Although we have split time up into 3-year age bands to account for time-varying confounders, our study is still susceptible to time varying confounders if these correlated closely in time with antidepressant prescription, such as psychotropic drugs, which are known to have an impact on respiratory morbidities and are likely to be prescribed along with antidepressant.

Although the 30-day pre-exposure period was designed to account for any pneumonia or COPD exacerbation that might lead to prescriptions of antidepressants, there is still a possibility that this strategy might not fully circumvent this issue. This is because both subsequent outcomes (pneumonia and COPD exacerbation) during exposure period might increase the probability of antidepressant prescriptions. However, this strategy has been widely used in the literature.^{15–27} Moreover, the current analysis only studied pneumonia and COPD exacerbation events reported in GP but did not necessarily comprehensively capture events diagnosed at hospital admission and needing subsequent coding in primary care. Therefore, these findings should be interpreted with cautious.

CONCLUSION

Antidepressants are associated with an increased risk of both pneumonia and COPD exacerbation in the 90 days following a prescription of antidepressant. Although casual relationships cannot be established from this observational study, the findings should raise awareness of if any side effects that may be particularly problematic for the individual. It is also important to consider non-pharmacological therapies that have been shown to improve mental health disorders, such as psychological support.

Twitter Rayan A Siraj @RayanPhD and Charlotte E Bolton @bolton_char

Acknowledgements This work was part of Rayan Siraj PhD thesis

Contributors Conceptualisation; RAS, CEB and TMM: data curation; RAS: formal analysis; RAS: investigation; RAS, CEB and TMM: methodology; RAS, CEB and TMM: project administration; RAS, CEB and TMM: resources; RAS, CEB and TMM: supervision; CEB and TMM: validation; RAS, CEB and TMM: writing of the original draft; all authors contributed to the writing, review and editing. RAS is the guarantor of the paper.

Funding The authors have not declared a specific grant for this research from any funding agency in the public, commercial or not-for-profit sectors.

Competing interests All authors have completed the International Committee of Medical Journal Editors (ICMJE) Form for Disclosure of Potential Conflicts of Interest (available on request from the corresponding author) and declare that the following: CEB reports grants from BLF Early COPD Study—various pharma, grants from Pfizer, grants from GSK, other from Chiesi, outside the submitted work; and no financial relationship with any organisation that might have an interest in the submitted work

in the previous three years, no other relationship or activity that could appear to have influenced the submitted work.

Patient consent for publication Not applicable.

Ethics approval This study involves human participants and ethical approval for this study was provided by an independent Scientific Review Committee (SRC), reference number—18THIN098. Participants gave informed consent to participate in the study before taking part.

Provenance and peer review Not commissioned; externally peer reviewed.

Data availability statement All data relevant to the study are included in the article or uploaded as online supplemental information.

Supplemental material This content has been supplied by the author(s). It has not been vetted by BMJ Publishing Group Limited (BMJ) and may not have been peer-reviewed. Any opinions or recommendations discussed are solely those of the author(s) and are not endorsed by BMJ. BMJ disclaims all liability and responsibility arising from any reliance placed on the content. Where the content includes any translated material, BMJ does not warrant the accuracy and reliability of the translations (including but not limited to local regulations, clinical guidelines, terminology, drug names and drug dosages), and is not responsible for any error and/or omissions arising from translation and adaptation or otherwise.

ORCID iDs

Rayan A Siraj <http://orcid.org/0000-0002-4238-9419>

Charlotte E Bolton <http://orcid.org/0000-0002-9578-2249>

Tricia M McKeever <http://orcid.org/0000-0003-0914-0416>

REFERENCES

- 1 Depression in adults: recognition and management, 2018. Available: <https://www.nice.org.uk/guidance/cg90/chapter/1-Guidance#step-2-recognised-depression-persistent-subthreshold-depressive-symptoms-or-mild-to-moderate>
- 2 Vozoris NT, Wang X, Austin PC, *et al*. Serotonergic antidepressant use and morbidity and mortality among older adults with COPD. *Eur Respir J* 2018;52:1800475.
- 3 von Wolff A, Hölzel LP, Westphal A, *et al*. Selective serotonin reuptake inhibitors and tricyclic antidepressants in the acute treatment of chronic depression and Dysthymia: a systematic review and meta-analysis. *J Affect Disord* 2013;144:S0165-0327(12)00451-X:7–15..
- 4 Cipriani A *et al*. Sertraline versus other antidepressive agents for depression. *Cochrane Database Syst Rev*;2010:Cd006117.
- 5 Chatterjee S, Carnahan RM, Chen H, *et al*. Anticholinergic medication use and risk of pneumonia in elderly adults: a nested case-control study. *J Am Geriatr Soc* 2016;64:394–400.
- 6 Cipriani A, Koesters M, Furukawa TA, *et al*. Duloxetine versus other anti-depressive agents for depression. *Cochrane Database Syst Rev* 2012;10:CD006533.
- 7 Cipriani A, Purgato M, Furukawa TA. Citalopram versus other anti-depressive agents for depression. *Cochrane Database Syst Rev* n.d.;2012:Cd006534.
- 8 Shenoy AR, Dehmel T, Stettner M, *et al*. Citalopram suppresses Thymocyte cytokine production. *J Neuroimmunol* 2013;262:S0165-5728(13)00165-3:46–52..
- 9 Taler M, Gil-Ad I, Lomnitski L, *et al*. Immunomodulatory effect of selective serotonin reuptake inhibitors (SSRIs) on human T lymphocyte function and gene expression. *European Neuropsychopharmacology* 2007;17:774–80.
- 10 Petersen I, Douglas I, Whitaker H. Self controlled case series methods: an alternative to standard Epidemiological study designs. *BMJ* 2016;354:i4515.
- 11 Blak BT, Thompson M, Dattani H, *et al*. Generalisability of the health improvement network (thin) database: demographics, chronic disease prevalence and mortality rates. *Inform Prim Care* 2011;19:251–5.
- 12 Quint JK, Müllerova H, DiSantostefano RL, *et al*. Validation of chronic obstructive pulmonary disease recording in the clinical practice research Datalink (CPRD-GOLD). *BMJ Open* 2014;4:e005540.
- 13 Gardarsdottir H, Souverein PC, Egberts TCG, *et al*. Construction of drug treatment episodes from drug-dispensing histories is influenced by the gap length. *J Clin Epidemiol* 2010;63:422–7.
- 14 Vinogradova Y, Coupland C, Brindle P, *et al*. Patients who discontinued statin treatment: a protocol for cohort study using primary care data. *BMJ Open* 2015;5:e008701.
- 15 Othman F, Crooks CJ, Card TR. Community acquired pneumonia incidence before and after proton pump inhibitor prescription: population based study. *BMJ* 2016;355:i5813.
- 16 Niederman MS. Understanding the natural history of community-acquired pneumonia resolution: vital information for optimizing duration of therapy. *Clinical Infectious Diseases* 2004;39:1791–3.
- 17 Rodriguez-Barradas MC, McGinnis KA, Akgün K, *et al*. Validation for using electronic health records to identify community acquired pneumonia hospitalization among people with and without HIV. *Pneumonia (Nathan)* 2020;12:6.
- 18 Millett ERC, Quint JK, Smeeth L, *et al*. Incidence of community-acquired lower respiratory tract infections and pneumonia among older adults in the United Kingdom: a population-based study. *PLoS One* 2013;8:e75131.

- 19 Rothnie KJ, Müllerová H, Hurst JR, *et al.* Validation of the recording of acute exacerbations of COPD in UK primary care electronic Healthcare records. *PLoS One* 2016;11:e0151357.
- 20 Hurst JR, Donaldson GC, Quint JK, *et al.* Temporal clustering of exacerbations in chronic obstructive pulmonary disease. *Am J Respir Crit Care Med* 2009;179:369–74.
- 21 Townsend P, Phillimore P, Beattie A. *Health and deprivation: inequality and the North.* Routledge, 1988.
- 22 Whitaker HJ, Hocine MN, Farrington CP. The methodology of self-controlled case series studies. *Stat Methods Med Res* 2009;18:7–26.
- 23 Quint JK, Baghai-Ravary R, Donaldson GC, *et al.* Relationship between depression and exacerbations in COPD. *Eur Respir J* 2008;32:53–60.
- 24 Davydow DS, Hough CL, Zivin K, *et al.* Depression and risk of hospitalization for pneumonia in a cohort study of older Americans. *J Psychosom Res* 2014;77:S0022-3999(14)00286-4:528–34..
- 25 Gibson JE, Hubbard RB, Smith CJP, *et al.* Use of self-controlled Analytical techniques to assess the association between use of prescription medications and the risk of motor vehicle crashes. *Am J Epidemiol* 2009;169:761–8.
- 26 Wijlaars LPMM, Nazareth I, Whitaker HJ, *et al.* Suicide-Related events in young people following prescription of SSRIs and other antidepressants: a self-controlled case series analysis. *BMJ Open* 2013;3:e003247.
- 27 Gribbin J, Hubbard R, Gladman J, *et al.* Risk of falls associated with antihypertensive medication: self-controlled case series. *Pharmacoepidemiol Drug Saf* 2011;20:879–84.
- 28 Rothnie KJ, Connell O, Müllerová H, *et al.* Myocardial infarction and ischemic stroke after exacerbations of chronic obstructive pulmonary disease. *Ann Am Thorac Soc* 2018;15:935–46.
- 29 Langan SM, Minassian C, Smeeth L, *et al.* Risk of stroke following herpes Zoster: a self-controlled case-series study. *Clin Infect Dis* 2014;58:1497–503.
- 30 Wiese AD, Griffin MR, Stein CM, *et al.* Opioid analgesics and the risk of serious infections among patients with rheumatoid arthritis: a self-controlled case series study. *Arthritis & Rheumatology* 2016;68:323–31.
- 31 Connolly-Andersen A-M, Hammargren E, Whitaker H, *et al.* Increased risk of acute myocardial infarction and stroke during hemorrhagic fever with renal syndrome: a self-controlled case series study. *Circulation* 2014;129:1295–302.
- 32 Man KKC, Lau WCY, Coghill D, *et al.* Association between methylphenidate treatment and risk of seizure: a population-based, self-controlled case-series study. *Lancet Child Adolesc Health* 2020;4:435–43.
- 33 Matte DL, Pizzichini MMM, Hoepers ATC, *et al.* Prevalence of depression in COPD: a systematic review and meta-analysis of controlled studies. *Respir Med* 2016;117:154–61.
- 34 Yohannes AM, Kaplan A, Hanania NA. Anxiety and depression in chronic obstructive pulmonary disease: recognition and management. *Cleve Clin J Med* 2018;85:S11–18.
- 35 Seminog OO, Goldacre MJ. Risk of pneumonia and pneumococcal disease in people with severe mental illness: English record linkage studies. *Thorax* 2013;68:171–6.
- 36 Baine WB, Kazakova SV. An analysis of administrative data found that proximate clinical event ratios provided a systematic approach to identifying possible iatrogenic risk factors or complications. *J Clin Epidemiol* 2005;58:162–70.
- 37 Hennessy S, Bilker WB, Leonard CE, *et al.* Observed association between antidepressant use and pneumonia risk was confounded by comorbidity measures. *J Clin Epidemiol* 2007;60:911–8.
- 38 Carvalho AF, Sharma MS, Brunoni AR, *et al.* The safety, tolerability and risks associated with the use of newer generation antidepressant drugs: A critical review of the literature. *Psychother Psychosom* 2016;85:270–88.
- 39 Hurst JR, Vestbo J, Anzueto A, *et al.* Susceptibility to exacerbation in chronic obstructive pulmonary disease. *N Engl J Med* 2010;363:1128–38.

Table E1. Age-adjusted incidence rate ratio of pneumonia (first event) in exposure periods after antidepressant prescription relative to unexposed periods in patients with COPD, calculated by case series analytical technique, UK, 2004-2015

Antidepressants	No. of exposed cases with Pneumonia	Day 1-30 IRR (95% CI)	Day 31-60 IRR (95% CI)	Day 61-90 IRR (95% CI)	Day 1-90 IRR (95% CI)	Remainder period IRR (95% CI)	90 days washout IRR (95% CI)
Collective	1,969	1.54	1.57	1.59	1.51	2.15	0.92
Antidepressants		(1.13 to 2.10)	(1.18 to 2.08)	(1.08 to 2.34)	(1.45 to 2.17)	(1.86 to 2.48)	(0.62 to 1.38)
SSRI or NRI	1,218	1.69	1.55	2.51	1.79	1.91	1.02
		(1.21 to 2.35)	(1.15 to 2.10)	(1.80 to 3.15)	(1.46 to 2.18)	(1.64 to 2.23)	(0.68 to 1.54)
SSRI	1,143	1.71	1.45	2.60	1.70	1.89	0.95
		(1.21 to 2.41)	(1.05 to 2.01)	(1.85 to 3.66)	(1.38 to 2.08)	(1.61 to 2.22)	(0.61 to 1.47)
SNRI	168	1.99	1.42	1.47	1.59	2.20	2.23
		(0.85 to 4.69)	(0.60 to 2.38)	(0.46 to 4.66)	(0.90 to 2.80)	(1.35 to 3.02)	(0.103 to 4.84)
TCA	1,318	1.61	1.75	1.28	1.55	1.77	1.28
		(1.17 to 2.21)	(1.29 to 2.38)	(0.83 to 1.98)	(1.26 to 1.90)	(1.51 to 2.08)	(0.90 to 1.81)
MAOI	50	1.02	1.22	—	0.95	2.03	1.06
		(0.09 to 11.2)	(0.10 to 12.3)		(0.18 to 4.81)	(0.66 to 6.21)	(0.14 to 8.18)

The “Collective Antidepressants” does not equate to the total of all individual class as some subjects received more than one antidepressant in each class

Exposure time periods:

- 1- Day 1-30: A 30-day risk period starting from the day after the date of prescription.
- 2- Day 31-60: A 30-day risk period starting from day 31 after the date of prescription.
- 3- Day 61-90: A 30-day risk period starting from day 61 after the date of prescription.
- 4- Day 1-90: A 90-day risk period accounts for the entire risk window (day 1 to 90).
- 5- Remainder period: A period starts 90 days after the date of the prescription until the end of the course (from day 91 after date of prescription until the end of the course).
- 6- 90 days washout: A 90-day period starting the day after the end of the course and continuing for 90 days (day 1 after the end of the course until day 90 after the end of the course). Abbreviations: SSRI: Selective Serotonin Reuptake Inhibitor; SNRI: serotonin-norepinephrine reuptake Inhibitor; TCA: Tricyclic antidepressants; MAOI: Monoamine oxidase inhibitors.

Table E2. Age-adjusted incidence rate ratio of pneumonia (excluding cases who died within 6 months following the date of pneumonia diagnosis) in exposure periods after antidepressant prescription relative to unexposed periods in patients with COPD, calculated by case series analytical technique, UK, 2004-2015

Antidepressants	No. of exposed cases with Pneumonia	Day 1-30 IRR (95% CI)	Day 31-60 IRR (95% CI)	Day 61-90 IRR (95% CI)	Day 1-90 IRR (95% CI)	Remainder period IRR (95% CI)	90 days washout IRR (95% CI)
Collective	1,674	1.33 (1.12 to 1.66)	1.64 (1.30 to 2.07)	1.44 (1.04 to 2.02)	1.48 (1.26 to 1.75)	1.56 (1.37 to 1.77)	0.85 (0.59 to 1.23)
SSRI or SNRI	1,048	1.32 (0.92 to 1.89)	1.44 (1.05 to 1.97)	2.03 (1.41 to 2.91)	1.50 (1.22 to 1.84)	1.51 (1.28 to 1.78)	0.86 (0.55 to 1.34)
SSRI	978	1.26 (0.86 to 1.85)	1.41 (1.02 to 1.95)	2.15 (1.49 to 3.1)	1.55 (1.26 to 1.91)	1.48 (1.26 to 1.75)	0.83 (0.52 to 1.33)
SNRI	157	0.89 (0.30 to 2.70)	1.15 (0.46 to 2.84)	1.72 (0.63 to 4.67)	1.17 (0.64 to 2.15)	1.81 (1.22 to 2.70)	2.03 (0.93 to 4.39)
TCA	1,121	1.24 (0.88 to 1.74)	1.71 (1.27 to 2.30)	1.21 (0.77 to 1.88)	1.42 (1.15 to 1.74)	1.56 (1.32 to 1.83)	1.04 (0.71 to 1.54)
MAOI	45	0.83 (0.08 to 7.86)	0.91 (0.10 to 8.46)	—	0.62 (0.13 to 3.02)	1.70 (0.58 to 4.94)	1.47 (0.36 to 6.14)

The "Collective Antidepressants" does not equate to the total of all individual class as some subjects received more than one antidepressant in each class

Exposure time periods:

- 1- Day 1-30: A 30-day risk period starting from the day after the date of prescription.
- 2- Day 31-60: A 30-day risk period starting from day 31 after the date of prescription.
- 3- Day 61-90: A 30-day risk period starting from day 61 after the date of prescription.
- 4- Day 1-90: A 90-day risk period accounts for the entire risk window (day 1 to 90).
- 5- Remainder period: A period starts 90 days after the date of the prescription until the end of the course (from day 91 after date of prescription until the end of the course)
- 6- 90 days washout: A 90-day period starting the day after the end of the course and continuing for 90 days (day 1 after the end of the course until day 90 after the end of the course). Abbreviations: SSRI: Selective Serotonin Reuptake Inhibitor; SNRI: serotonin-norepinephrine reuptake Inhibitor; TCA: Tricyclic antidepressants; MAOI: Monoamine oxidase inhibitors.

Table E3. Age-adjusted incidence rate ratio of pneumonia (excluding cases who died within 12 months following the date of pneumonia diagnosis) in exposure periods after antidepressant prescription relative to unexposed periods in patients with COPD, calculated by case series analytical technique, UK, 2004-2015

Antidepressants	No. of exposed cases with Pneumonia	Day 1-30 IRR (95% CI)	Day 31-60 IRR (95% CI)	Day 61-90 IRR (95% CI)	Day 1-90 IRR (95% CI)	Remainder period IRR (95% CI)	90 days washout IRR (95% CI)
Collective	1,581	1.32 (1.02 to 1.75)	1.51 (1.18 to 1.92)	1.46 (1.04 to 2.05)	1.43 (1.21 to 1.70)	1.48 (1.30 to 1.68)	0.79 (0.53 to 1.17)
Antidepressants							
SSRI or SNRI	989	1.33 (0.92 to 1.91)	1.38 (1.01 to 1.89)	1.97 (1.36 to 2.87)	1.48 (1.19 to 1.83)	1.42 (1.20 to 1.68)	0.87 (0.57 to 1.39)
SSRI	922	1.24 (0.85 to 1.84)	1.23 (0.87 to 1.74)	2.02 (1.38 to 2.69)	1.51 (1.22 to 1.86)	1.34 (1.12 to 1.60)	0.86 (0.54 to 1.38)
SNRI	153	0.91 (0.30 to 2.76)	1.16 (0.47 to 2.90)	1.77 (0.65 to 4.82)	1.19 (0.65 to 2.19)	1.75 (1.61 to 2.63)	2.09 (0.97 to 4.54)
TCA	1,065	1.25 (0.88 to 1.76)	1.58 (1.16 to 2.15)	1.19 (0.75 to 1.88)	1.40 (1.13 to 1.72)	1.50 (1.27 to 1.78)	0.95 (0.62 to 1.44)
MAOI	44	0.85 (0.09 to 8.05)	0.93 (0.10 to 8.64)	—	0.64 (0.13 to 3.10)	1.76 (0.60 to 5.16)	1.50 (0.36 to 6.32)

The “Collective Antidepressants” does not equate to the total of all individual class as some subjects received more than one antidepressant in each class

Exposure time periods:

- 1- Day 1-30: A 30-day risk period starting from the day after the date of prescription.
- 2- Day 31-60: A 30-day risk period starting from day 31 after the date of prescription.
- 3- Day 61-90: A 30-day risk period starting from day 61 after the date of prescription.
- 4- Day 1-90: A 90-day risk period accounts for the entire risk window (day 1 to 90).
- 5- Remainder period: A period starts 90 days after the date of the prescription until the end of the course (from day 91 after date of prescription until the end of the course)
- 6- 90 days washout: A 90-day period starting the day after the end of the course and continuing for 90 days (day 1 after the end of the course until day 90 after the end of the course). Abbreviations: SSRI: Selective Serotonin Reuptake Inhibitor; SNRI: serotonin-norepinephrine reuptake Inhibitor; TCA: Tricyclic antidepressants; MAOI: Monoamine oxidase inhibitors.

Table E4. Age-adjusted incidence rate ratio of COPD exacerbation (first event) in exposure periods after antidepressant prescription relative to unexposed periods in patients with COPD, calculated by case series analytical technique, UK, 2004-2015

Antidepressant	No. of exposed cases with exacerbation	Day 1-30 IRR (95% CI)	Day 31-60 IRR (95% CI)	Day 61-90 IRR (95% CI)	Day 1-90 IRR (95% CI)	Remainder period IRR (95% CI)	90 days washout IRR (95% CI)
Collective	18483	1.41 (1.30 to 1.52)	1.21 (1.12 to 1.31)	1.73 (1.59 to 1.89)	1.41 (1.34 to 1.49)	1.34 (1.28 to 1.39)	0.97 (0.85 to 1.10)
Antidepressants							
SSRI or SNRI	11,770	1.48 (1.34 to 1.64)	1.19 (1.08 to 1.32)	1.73 (1.54 to 1.93)	1.43 (1.34 to 1.53)	1.39 (1.32 to 1.45)	1.12 (0.98 to 1.27)
SSRI	20,885	1.45 (1.30 to 1.61)	1.18 (1.06 to 1.31)	1.62 (1.44 to 1.83)	1.39 (1.30 to 1.49)	1.37 (1.30 to 1.44)	0.97 (0.85 to 1.10)
SNRI	4,128	1.29 (0.97 to 1.72)	1.56 (1.17 to 2.07)	2.24 (1.71 to 2.92)	1.64 (1.38 to 1.95)	1.32 (1.16 to 1.50)	1.26 (0.88 to 1.78)
TCA	23,786	1.36 (1.22 to 1.51)	1.22 (1.10 to 1.35)	1.70 (1.52 to 1.91)	1.23 (1.16 to 1.30)	1.23 (1.17 to 1.31)	0.98 (0.86 to 1.07)
MAOI	416	0.98 (0.48 to 2.00)	1.18 (0.67 to 2.09)	1.62 (0.83 to 13.1)	1.23 (0.83 to 1.81)	1.15 (0.78 to 1.70)	1.07 (0.54 to 2.10)

The "Collective Antidepressants" does not equate to the total of all individual class as some subjects received more than one antidepressant in each class

Exposure time periods:

- 1- Day 1-30: A 30-day risk period starting from the day after the date of prescription.
- 2- Day 31-60: A 30-day risk period starting from day 31 after the date of prescription.
- 3- Day 61-90: A 30-day risk period starting from day 61 after the date of prescription.
- 4- Day 1-90: A 90-day risk period accounts for the entire risk window (day 1 to 90)
- 5- Remainder period: A period starts 90 days after the date of the prescription until the end of the course (from day 91 after date of prescription until the end of the course)
- 6- 90 days washout: A 90-day period starting the day after the end of the course and continuing for 90 days (day 1 after the end of the course until day 90 after the end of the course). Abbreviations: SSRI: Selective Serotonin Reuptake Inhibitor; SNRI: serotonin-norepinephrine reuptake Inhibitor; TCA: Tricyclic antidepressants; MAOI: Monoamine oxidase inhibitors.

Table E5. Age-adjusted incidence rate ratio of COPD exacerbation (excluding cases who died within 6 months following the date of COPD exacerbation) in exposure periods after antidepressant prescription relative to unexposed periods in patients with COPD, calculated by case series analytical technique, UK, 2004-2015

Antidepressant	No. of exposed cases with exacerbation	Day 1-30 IRR (95% CI)	Day 31-60 IRR (95% CI)	Day 61-90 IRR (95% CI)	Day 1-90 IRR (95% CI)	Remainder period IRR (95% CI)	90 days washout IRR (95% CI)
Collective	17,152	1.07 (1.02 to 1.13)	1.12 (1.07 to 1.18)	1.18 (1.11 to 1.26)	1.12 (1.08 to 1.15)	1.30 (1.27 to 1.33)	0.99 (0.93 to 1.07)
Antidepressants							
SSRI or SNRI	10,938	1.07 (1.01 to 1.15)	1.13 (1.06 to 1.20)	1.18 (1.08 to 1.28)	1.12 (1.07 to 1.17)	1.32 (1.28 to 1.36)	1.01 (0.92 to 1.08)
SSRI	10,133	1.05 (0.97 to 1.12)	1.10 (1.03 to 1.18)	1.16 (1.06 to 1.27)	1.09 (1.05 to 1.14)	1.30 (1.25 to 1.34)	1.02 (0.94 to 1.11)
SNRI	1,666	1.11 (0.90 to 1.36)	1.24 (1.05 to 1.47)	1.27 (1.02 to 1.58)	1.19 (1.06 to 1.33)	1.32 (1.23 to 1.43)	1.08 (0.87 to 1.34)
TCA	11,114	1.05 (0.98 to 1.12)	1.12 (1.05 to 1.19)	1.22 (1.12 to 1.32)	1.11 (1.07 to 1.16)	1.21 (1.17 to 1.25)	1.02 (0.95 to 1.11)
MAOI	394	1.10 (0.74 to 1.65)	1.61 (1.16 to 2.23)	1.22 (0.74 to 1.95)	1.37 (1.10 to 1.71)	1.19 (0.93 to 1.52)	0.95 (0.62 to 1.45)

The "Collective Antidepressants" does not equate to the total of all individual class as some subjects received more than one antidepressant in each class

Exposure time periods:

- 1- Day 1-30: A 30-day risk period starting from the day after the date of prescription.
- 2- Day 31-60: A 30-day risk period starting from day 31 after the date of prescription.
- 3- Day 61-90: A 30-day risk period starting from day 61 after the date of prescription.
- 4- Day 1-90: A 90-day risk period accounts for the entire risk window (day 1 to 90).
- 5- Remainder period: A period starts 90 days after the date of the prescription until the end of the course (from day 91 after date of prescription until the end of the course)
- 6- 90 days washout: A 90-day period starting the day after the end of the course and continuing for 90 days (day 1 after the end of the course until day 90 after the end of the course). Abbreviations: SSRI: Selective Serotonin Reuptake Inhibitor; SNRI: serotonin-norepinephrine reuptake Inhibitor; TCA: Tricyclic antidepressants; MAOI: Monoamine oxidase inhibitors.

Table E6. Age-adjusted incidence rate ratio of COPD exacerbation (excluding cases who died within 12 months following the date of COPD exacerbation) in exposure periods after antidepressant prescription relative to unexposed periods in patients with COPD, calculated by case series analytical technique, UK, 2004-2015

Antidepressant	No. of exposed cases with exacerbation	Day 1-30 IRR (95% CI)	Day 31-60 IRR (95% CI)	Day 61-90 IRR (95% CI)	Day 1-90 IRR (95% CI)	Remainder period IRR (95% CI)	90 days washout IRR (95% CI)
Collective	16,405	1.07 (1.02 to 1.13)	1.11 (1.05 to 1.16)	1.17 (1.10 to 1.26)	1.12 (1.07 to 1.15)	1.27 (1.24 to 1.30)	0.99 (0.93 to 1.07)
Antidepressants							
SSRI or SNRI	10,472	1.06 (0.99 to 1.14)	1.11 (1.04 to 1.18)	1.19 (1.09 to 1.30)	1.11 (1.06 to 1.16)	1.29 (1.25 to 1.33)	1.01 (0.92 to 1.09)
SSRI	9,696	1.04 (0.96 to 1.11)	1.09 (1.02 to 1.16)	1.17 (1.07 to 1.28)	1.09 (1.04 to 1.14)	1.26 (1.22 to 1.31)	1.06 (0.94 to 1.12)
SNRI	1,609	1.10 (0.89 to 1.36)	1.22 (1.03 to 1.44)	1.24 (0.99 to 1.55)	1.17 (1.04 to 1.31)	1.29 (1.20 to 1.40)	1.08 (0.87 to 1.35)
TCA	10,638	1.05 (0.97 to 1.12)	1.10 (1.03 to 1.17)	1.21 (1.11 to 1.31)	1.10 (1.06 to 1.15)	1.18 (1.13 to 1.22)	1.02 (0.96 to 1.11)
MAOI	381	1.11 (0.75 to 1.63)	1.61 (1.16 to 2.24)	1.27 (0.79 to 1.02)	1.39 (1.11 to 1.74)	1.24 (0.97 to 1.59)	0.96 (0.62 to 1.49)

The "Collective Antidepressants" does not equate to the total of all individual class as some subjects received more than one antidepressant in each class

Exposure time periods:

- 1- Day 1-30: A 30-day risk period starting from the day after the date of prescription.
- 2- Day 31-60: A 30-day risk period starting from day 31 after the date of prescription.
- 3- Day 61-90: A 30-day risk period starting from day 61 after the date of prescription.
- 4- Day 1-90: A 90-day risk period accounts for the entire risk window (day 1 to 90).
- 5- Remainder period: A period starts 90 days after the date of the prescription until the end of the course (from day 91 after date of prescription until the end of the course)
- 6- 90 days washout: A 90-day period starting the day after the end of the course and continuing for 90 days (day 1 after the end of the course until day 90 after the end of the course). Abbreviations: SSRI: Selective Serotonin Reuptake Inhibitor; SNRI: serotonin-norepinephrine reuptake Inhibitor; TCA: Tricyclic antidepressants; MAOI: Monoamine oxidase inhibitors.

Table E7. The incidence rate ratio of pneumonia (multiple events) after antidepressant prescription relative to unexposed periods in patients with COPD adjusted for age and seasons, calculated by case series analytical technique, UK, 2004-2015

Antidepressants	No. of exposed cases with Pneumonia	Day 1-30 IRR (95% CI)	Day 31-60 IRR (95% CI)	Day 61-90 IRR (95% CI)	Day 1-90 IRR (95% CI)	Remainder period IRR (95% CI)	90 days washout IRR (95% CI)
Collective	1,969	1.79 (1.31 to 2.25)	1.91 (1.43 to 2.55)	2.53 (1.82 to 2.86)	2.10 (1.66 to 2.44)	2.21 (1.90 to 2.57)	1.18 (0.84 to 1.65)
Antidepressants							
SSRI or SNRI	1,218	1.87 (1.31 to 2.66)	2.21 (1.58 to 3.20)	3.22 (2.26 to 3.81)	2.43 (1.95 to 2.99)	2.06 (1.72 to 2.43)	1.05 (0.70 to 1.59)
SSRI	1,143	1.87 (1.30 to 2.69)	2.32 (1.63 to 3.31)	3.44 (2.43 to 4.86)	1.86 (1.54 to 2.4)	1.97 (1.64 to 2.36)	1.30 (0.89 to 1.88)
SNRI	168	1.30 (0.43 to 3.98)	1.32 (0.43 to 4.01)	1.75 (0.55 to 5.53)	1.20 (0.51 to 2.22)	2.1 (1.35 to 3.18)	1.55 (0.68 to 3.55)
TCA	1,318	1.53 (1.04 to 2.24)	1.99 (1.41 to 2.80)	1.99 (1.66 to 2.38)	1.75 (1.39 to 2.21)	1.97 (1.64 to 2.37)	1.32 (0.96 to 1.83)
MAOI	50	0.99 (0.11 to 9.07)	1.10 (0.12 to 10.07)	—	0.79 (0.17 to 3.66)	2.30 (0.82 to 6.40)	2.35 (0.72 to 7.66)

The “Collective Antidepressants” does not equate to the total of all individual classes as some subjects received more than one antidepressant in each class

Exposure time periods:

- 1- Day 1-30: A 30-day risk period starting from the day after the date of the prescription (segment 1).
- 2- Day 31-60: A 30-day risk period starting from day 31 after the date of the prescription (segment 2).
- 3- Day 61-90: A 30-day risk period starting from day 61 after the date of prescription (segment 3).
- 4- Day 1-90: A 90-day risk period accounts for the entire risk window (day 1 to 90).
- 5- Remainder period: A period starts 90 days after the date of the prescription until the end of the course (from day 91 after date of the prescription until the end of the course).
- 6- 90 days washout: A 90-day period starting the day after the end of the course and continuing for 90 days (day 1 after the end of the course until day 90 after the end of the course). Abbreviations: SSRI: Selective Serotonin Reuptake Inhibitor; SNRI: serotonin-norepinephrine reuptake Inhibitor; TCA: Tricyclic antidepressants; MAOI: Monoamine oxidase inhibitors.

Table E8. The incidence rate ratio of COPD exacerbation (multiple events) in exposure periods after antidepressant prescription relative to unexposed periods in patients with COPD adjusted for age and seasons, calculated by case series analytical technique, UK, 2004-2015

Antidepressants	No. of exposed cases with exacerbation	Day 1-30 IRR (95% CI)	Day 31-60 IRR (95% CI)	Day 61-90 IRR (95% CI)	Day 1-90 IRR (95% CI)	Remainder period IRR (95% CI)	90 days washout IRR (95% CI)
Collective antidepressant	18,483	1.19 (1.06 to 1.32)	1.21 (1.04 to 1.40)	1.29 (1.16 to 1.43)	1.24 (1.17 to 1.34)	1.47 (1.39 to 1.55)	0.99 (0.87 to 1.11)
SSRI or SNRI	11,770	1.03 (0.94 to 1.13)	1.18 (1.10 to 1.28)	1.25 (1.15 to 1.35)	1.15 (1.11 to 1.20)	1.17 (1.09 to 1.22)	1.04 (0.95 to 1.13)
SSRI	10,919	1.01 (0.91 to 1.31)	1.14 (1.01 to 1.27)	1.21 (1.11 to 1.31)	1.13 (1.07 to 1.20)	1.40 (1.35 to 1.46)	1.04 (0.96 to 1.13)
SNRI	1,753	1.13 (0.85 to 1.48)	1.17 (0.95 to 1.49)	1.45 (1.19 to 1.76)	1.28 (1.11 to 1.46)	1.42 (1.30 to 1.56)	1.05 (0.84 to 1.30)
TCA	11,936	1.14 (1.05 to 1.24)	1.18 (1.09 to 1.27)	1.30 (1.24 to 1.36)	1.16 (1.11 to 1.21)	1.19 (1.12 to 1.24)	1.01 (0.93 to 1.10)
MAOI	416	1.17 (0.79 to 1.72)	1.55 (1.10 to 2.20)	1.20 (0.73 to 1.96)	1.32 (1.04 to 1.67)	1.22 (0.94 to 1.58)	0.78 (0.48 to 1.19)

The "Collective Antidepressants" does not equate to the total of all individual classes as some subjects received more than one antidepressant in each class

Exposure time periods:

- 1- Day 1-30: A 30-day risk period starting from the day after the date of the prescription (segment 1).
 - 2- Day 31-60: A 30-day risk period starting from day 31 after the date of the prescription (segment 2).
 - 3- Day 61-90: A 30-day risk period starting from day 61 after the date of prescription (segment 3).
 - 4- Day 1-90: A 90-day risk period accounts for the entire risk window (day 1 to 90).
 - 5- Remainder period: A period starts 90 days after the date of the prescription until the end of the course (from day 91 after date of the prescription until the end of the course 90 days washout).
 - 6- A 90-day period starting the day after the end of the course and continuing for 90 days (day 1 after the end of the course until day 90 after the end of the course).
- Abbreviations: SSRI: Selective Serotonin Reuptake Inhibitor; SNRI: serotonin-norepinephrine reuptake Inhibitor; TCA: Tricyclic antidepressants; MAOI: Monoamine oxidase inhibitors.